



# One Screen. Many Solutions.



# SC800-ZIP

## INSTALLATION LOCATION

Front of the window

## PERFECT FOR

Ideal for renovations

Blume surface-mounted screens provide a versatile option for protection, even in buildings where such measures were not initially considered. The SC800-ZIP model, designed to be installed in front of windows, proves particularly advantageous for renovation projects.

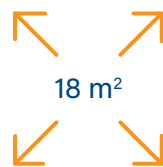
With this system, your home's insulation remains intact since the building shell is not compromised. Moreover, the SC800-ZIP seamlessly blends with any architectural style, offering a choice between a square or round box design. Furthermore, its exceptional wind-strength classification ensures it can withstand strong gusts without any issues.



No Insects



Wind Resistance up to Beaufort Level 6



Maximum Size



## Features

- *Ideal for renovations*
- *No penetration of the building shell*
- *The right box for any architectural style: sleek or traditional*
- *Complies with the highest possible wind-strength classification*
- *Unique Xglide wear-resistant technology for a longer fabric lifespan*
- *Innovative ZIP system with stainless steel springs for ultra-taut awning fabric (screen also available without the ZIP system as model SC700)*

# SC800-ZIP SOLAR

**INSTALLATION LOCATION**  
Front of the window

**PERFECT FOR**  
Sun Facing Structures

Blume surface-mounted screens offer a reliable and convenient solution for safeguarding your windows, even in buildings without prior protection plans. The SC800-ZIP SOLAR model, specifically designed for front window installation, is a perfect fit for renovation projects without compromising your home's insulation, as it doesn't penetrate the building shell.

With its versatile design, the SC800-ZIP SOLAR seamlessly complements any architectural style, allowing you to choose between a square or round box. It holds the highest wind-strength classification, ensuring exceptional durability against reasonable gusts of wind. Embrace the confidence and reliability that Blume surface-mounted screens provide for all your protection needs.



## Features

- No cutting or structural intrusion
- Operates entirely on solar power
- Sleek design with an integrated battery
- + All the benefits of the SC800-ZIP

## Super-insulating

1.3 Wm2K

## Excellent sound reduction

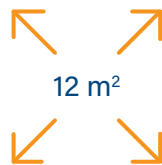
54 (0;-3) dB



No Insects



Wind Resistance up to  
Beaufort Level 6



Maximum Size

# SC800-ZIP FAÇADE

INSTALLATION LOCATION  
Front of the window

PERFECT FOR  
Glass façades

Discover the enhanced capabilities of the SC800-ZIP screen with its ingenious mounting profile, now perfectly compatible with large glass façades! Thanks to its narrow window profile, it necessitates a central fixing in the core of the glass façade profile. The innovative 'Protect Glass' mounting profile ensures a secure fit with just one screw, while the guide rails easily attach with a clip. Experience all the benefits of our durable screen, worry-free from any risk of glass breakage!



## Features

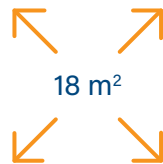
- Ideal for large glass façades with very small window profiles
- Sleek, square screen box blends with your glass façade
- Innovative 'Protect Glass' installation profile: no risk of glass breakage
- Safe installation
- + All the benefits of the SC800-ZIP



No Insects



Wind Resistance up to  
Beaufort Level 6



Maximum Size

# SC900-ZIP

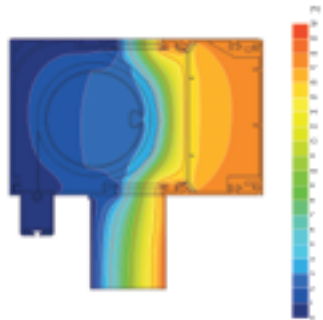
## INSTALLATION LOCATION

Concealed

## PERFECT FOR

Sun Facing Structures

Introducing the SC900-ZIP built-on screen - an excellent choice for renovations and new builds. It provides heat insulation, soundproofing, and blocks sunlight while keeping your home cozy. Conceal the narrow guide rails for a sleek look, and paint the box to match your windows for seamless integration.



✓ Super-Insulating  
1.3 Wm2K

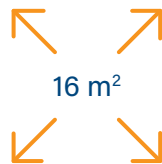
✓ Excellent Sound Reduction  
54 (0;-3) dB



No Insects



Wind Resistance up to  
Beaufort Level 6



16 m<sup>2</sup>





Maximum Size



## Features

- Ideal for major renovations and new builds
- Suitable for virtually zero-energy living
- Super-insulating and soundproof box made from extra-tough extruded aluminium
- Box (visible inside the home) can be painted the same colour as the window profiles
- Tempo Click system for easy installation above the window
- Option to conceal the guide rails in the façade for a sleek appearance
- Flexible ZIP profile that can be clicked in and out of the lateral guides to allow easy fabric maintenance
- Also available without the insulating box as model SC910-ZIP, which allows you to choose the finish and insulation.

# High-Quality Screen Fabrics

Type	Soltis Horizon 86	Soltis Perform 92	Soltis Opaque B92	Serge 600	Serge 1%	Serge 600 Lunar
	Polyester			Glass Fibre		
						
						
Transmission of direct sunlight	14%	3-4%	0%	5%	1%	0%
Solar factor: gtot values (with glazing C U=1.2)	0.15 - 0.22	0.05 - 0.15	0.02 - 0.05	0.01 - 0.10	0.05 - 0.09	0.02 - 0.09

# Technical Details



SC800-ZIP

SC800-ZIP SOLAR

SC800-ZIP FAÇADE

TYPE	Surface-mounted	Surface-mounted	Surface-mounted
<b>DIMENSIONS</b>			
Max. width	5 m	4 m	5 m
Max. height	6 m	3 m	6 m
Max. area	18 m <sup>2</sup>	12 m <sup>2</sup>	18 m <sup>2</sup>
<b>OPERATION</b>			
io operation (2-way communication)	✓	-	✓
RTS operation (1-way communication)	Optional	Solar	Optional
Push button (electric wired)	Optional	-	Optional
Winch handle (manually)	Optional	-	-
<b>WIND RESISTANCE</b>			
Beaufort **	Up to Beaufort Level 6	Up to Beaufort Level 6	Up to Beaufort Level 6
<b>SUSTAINABILITY</b>			
X-glide anti-wear fabric technology	✓	✓	✓
ZIP profile with stainless steel springs	✓	✓	✓